



Round 3 - Phillip Island GP Circuit - September 3 & 4

SUPERSPORT

Qualifying 2

Date: 03/09/22
 Event: Q11
 Weather: Mostly cloudy - Temp: 13.0C
 Track: Almost dry - Temp: 14.2C

Started at: 12:07:56
 Laps: 10 Min
 Starters: 34
 Printed at: 12:29

PROVISIONAL CLASSIFICATION

Pos	No	Name	Class	Machine	Fastest Lap	On Lap	Behind Leader	Behind Prev	Top Speed
1	85	Ty LYNCH / 727 Moto Racing	A	Yamaha R6 600	1:39.157	5 of 5			260
2	42	Jack PASSFIELD / Stay Upright Rider Training / MCC Security / GASD Suspension / Dmoto / KYT	A	Yamaha R6 600	1:41.542	4 of 4	2.385	2.385	252
3	86	Dallas SKEER / YRD / Penrite Oils / Stefs Transport / Pirelli / Trident Tyre Centre / MSA	A	Yamaha R6 600	1:41.798	5 of 6	2.641	.256	256
4	39	Scott NICHOLSON / Traction Control M-sport / G. Williams Motorcycle Eng. / RST Moto/ KYT	A	Yamaha R6 600	1:42.216	5 of 6	3.059	.418	255
5	74	Timothy LARGE / Race Center / The Grinning Dingo	A	Yamaha R6 600	1:42.440	4 of 6	3.283	.224	251
6	44	Thomas BRAMICH / Apex / The Bare Bird / Carl Cox Motorsport / Nolan / Ricondi / Fuspport	A	Yamaha R6	1:42.666	2 of 4	3.509	.226	
7	88v	Dean OUGHTRED / Dynoverks	C	Yamaha R6 600	1:43.136	5 of 5	3.979	.470	251
8	95	Harley SIDE / Race Center / Peter Stevens / The Grinning Dingo	B	Yamaha R6 600	1:43.339	5 of 6	4.182	.203	252
9	54	Brendan WILSON / Stainless Steel Projects / Barrys Tea / Up Cork	A	Yamaha R6 600	1:43.379	6 of 6	4.222	.040	246
10	44A	William SHARROCK / Windspark Oz / Race Center / Metcher Motorsport	A	Yamaha R6 600	1:43.670	6 of 6	4.513	.291	250
11	10	Noel MAHON / IRT Motorsports / RS Pipe & Civil / Quinn Mechanical / Ricondi / MotoGo	B	Yamaha R6 600	1:43.728	6 of 6	4.571	.058	241
12	88	Luke SANDERS / Race Center / Snoop Media	A	Yamaha R6 600	1:44.036	5 of 5	4.879	.308	256
13	31	John QUINN / IRT M-sport / SC Project Oceania / Ricondi / Quinn Mechanical Services	B	Yamaha R6 600	1:44.198	4 of 5	5.041	.162	252
14	220	Declan CARBERRY / JC Performance / Webb Plastics / Nightmare Designs / Underground Designs	A	Suzuki GSXR 600	1:44.411	5 of 6	5.254	.213	254
15	212	Luca DURNING / The Dentists / Addicted to Track	A	Yamaha R6 599	1:44.592	5 of 5	5.435	.181	253
16	21	Tarbon WALKER	A	Yamaha R6 600	1:45.821	3 of 3	6.664	1.229	241
17	99	Morgan MCLAREN-WOOD / Addicted to Track	A	Yamaha R6 600	1:45.834	5 of 5	6.677	.013	244
18	8B	Charles HOLDING	A	Yamaha R6 600	1:46.331	4 of 5	7.174	.497	247
19	37	Michael EDWARDS / Northstar Yamaha / Addicted To Track	A	Yamaha R6 600	1:47.073	6 of 6	7.916	.742	244
20	33	Jack FAVELLE / MotoCity	A	Kawasaki ZX6R 600	1:47.272	6 of 6	8.115	.199	247
21	70	Christopher GILBEE / Coastal Built Homes	C	Kawasaki ZX6R 600	1:47.404	5 of 5	8.247	.132	241
22	8A	Marcus DELANEY / Horizon Motorcycles / Delaney & Co.	A	Yamaha R6 600	1:48.844	6 of 6	9.687	1.440	251
23	90	Libero BELLETTI	A	Yamaha R6 600	1:49.631	5 of 5	10.474	.787	243
24	52	Mitchell HAWKSLEY / Webb Racing / Launceston Environmental Serv. / Engine Reco & Parts	A	Honda CBR 600	1:50.285	4 of 4	11.128	.654	250
25	76	Paul VAN DER HEIDEN / Moto Adelaide	A	Suzuki GSXR 600	1:50.615	5 of 5	11.458	.330	238
26	3A	Matt MAVER / Airfit Air Conditioning	C	Yamaha R6 600	1:51.866	5 of 5	12.709	1.251	230
27	80	David BARTELS / Motorcycle City / Castings Tasmania / BVZ Designs	A	Honda CBR 600	1:54.171	5 of 5	15.014	2.305	238
28	83	Nathan HILLMAN / Pheonix Car Rentals	C	Triumph Dayt. 675	1:54.581	5 of 5	15.424	.410	231
29	3	Shane O'BRIEN	C	Yamaha R6 600	1:54.625	4 of 4	15.468	.044	238
30	32	Keith MULCAHY	A	Kawasaki ZX6R 600	1:56.953	3 of 3	17.796	2.328	191
31	90A	Shane IRWIN / Moto Products / Alumalite Racing / Mild Obsession	A	Yamaha R6 600	1:57.794	4 of 4	18.637	.841	225
32	87	Brad GORRIE	C	Honda CBR 600	1:59.495	5 of 5	20.338	1.701	216
33	34	Jiabin ZHANG	A	Honda CBR 599	2:04.951	3 of 5	25.794	5.456	227


Not enough laps


NC	12	Kruiz JENKINS / Jenkins Smash Repairs Racing	C	Kawasaki ZX 636	.000	0 of 0			-
----	----	--	---	-----------------	------	--------	--	--	---


1:39.157

Current qualifying record for SS class - 1:35.307 by Senna AGIUS (NSW) on a Honda CBR RR set on 26/02/22

The results are provisional until the end of the time limit for protests and appeals.



 Chief Timekeeper - Scott Laing


 Clerk of Course - Tony Bolin



COMPUTIME RACE TIMING SYSTEMS PTY LTD
www.computime.com.au

E-mail: scott@computime.com.au / Ph: 0418 17 13 17





Round 3 - Phillip Island GP Circuit - September 3 & 4

SUPERSPORT

Qualifying 2

Date: 03/09/22
 Event: Q11
 Weather: Mostly cloudy - Temp: 13.0C
 Track: Almost dry - Temp: 14.2C


Started at: 12:07:56
 Laps: 10 Min
 Starters: 34
 Printed at: 12:29


PROVISIONAL LAP TIMES

No	Name	Lap 1	Lap 2	Lap 3	Lap 4	Lap 5	Lap 6
3	Shane O'BRIEN	2:05.058	1:55.845	1:55.121	1:54.625		
3A	Matt MAVER	2:04.983	1:57.984	1:54.347	1:53.286	1:51.866	
8A	Marcus DELANEY	2:05.228	1:53.251	1:50.309	1:50.603	1:52.407	1:48.844
8B	Charles HOLDING	2:02.496	1:52.177	1:50.584	1:46.331	1:47.750	
10	Noel MAHON	1:58.234	1:49.938	1:45.466	1:44.475	1:45.545	1:43.728
21	Tarbon WALKER	5:42.623	1:52.957	1:45.821			
31	John QUINN	1:56.543	1:48.298	1:46.431	1:44.198	1:44.586	
32	Keith MULCAHY	2:02.714	1:49.912	1:56.953			
33	Jack FAVELLE	1:58.998	1:53.565	1:50.813	1:47.944	1:47.641	1:47.272
34	Jiabin ZHANG	2:26.059	2:09.150	2:04.951	2:08.470	2:05.296	
37	Michael EDWARDS	2:04.516	1:53.221	1:49.695	1:49.828	1:47.294	1:47.073
39	Scott NICHOLSON	1:56.371	1:47.692	1:43.664	1:44.791	1:42.216	1:42.342
42	Jack PASSFIELD	1:55.695	1:43.389	1:42.597	1:41.542		
44	Thomas BRAMICH	4:38.267	1:42.666	2:36.461	1:47.735		
44A	William SHARROCK	1:56.429	1:49.328	1:46.031	1:45.290	1:44.634	1:43.670
52	Mitchell HAWKSLEY	2:07.350	3:37.267	2:00.284	1:50.285		
54	Brendan WILSON	2:00.760	1:50.402	1:44.787	1:44.656	1:43.811	1:43.379
70	Christopher GILBEE	2:01.841	1:52.658	1:49.559	1:48.348	1:47.404	
74	Timothy LARGE	1:53.975	1:45.645	1:42.892	1:42.440	2:03.404	1:46.146
76	Paul VAN DER HEIDEN	2:06.970	1:56.575	1:55.292	1:53.670	1:50.615	
80	David BARTELS	2:04.871	1:58.699	1:55.972	1:55.830	1:54.171	
83	Nathan HILLMAN	2:07.611	2:00.947	1:58.526	1:56.346	1:54.581	
85	Ty LYNCH	3:20.470	1:43.606	1:39.883	2:05.819	1:39.157	
86	Dallas SKEER	1:55.846	1:47.751	1:42.793	1:43.208	1:41.798	1:43.055
87	Brad GORRIE	2:13.713	2:02.049	2:00.012	1:59.804	1:59.495	
88	Luke SANDERS	1:55.129	1:49.574	1:45.570	1:46.102	1:44.036	
88v	Dean OUGHTRED	2:02.009	2:23.031	1:44.694	2:15.972	1:43.136	
90	Libero BELLETTI	2:00.903	1:55.134	1:51.444	1:49.863	1:49.631	
90A	Shane IRWIN	2:15.301	1:58.866	1:57.858	1:57.794		
95	Harley SIDE	1:53.887	1:46.797	1:45.063	1:43.365	1:43.339	1:44.889
99	Morgan MCLAREN-WOOD	1:51.912	1:47.271	1:47.890	1:47.567	1:45.834	
212	Luca DURNING	1:55.572	1:49.367	1:46.835	1:45.442	1:44.592	
220	Declan CARBERRY	1:59.760	1:50.565	1:47.208	1:45.688	1:44.411	1:44.655

The results are provisional until the end of the time limit for protests and appeals.



 Chief Timekeeper - Scott Laing


 Clerk of Course - Tony Bolin



COMPUTIME RACE TIMING SYSTEMS PTY LTD
www.computime.com.au

E-mail: scott@computime.com.au / Ph: 0418 17 13 17





Round 3 - Phillip Island GP Circuit - September 3 & 4
SUPERSPORT

Qualifying 2

Date: 03/09/22
Event: Q11
Weather: Mostly cloudy - Temp: 13.0C
Track: Almost dry - Temp: 14.2C


Started at: 12:07:56
Laps: 10 Min
Starters: 34
Printed at: 12:29

PROVISIONAL SPLIT TIMES

Lap	Split 1	Split 2	Split 3	Split 4	Lap Time	Spd	Lap	Split 1	Split 2	Split 3	Split 4	Lap Time	Spd
3 Shane O'BRIEN (29th)							1	29.388	33.148	22.876	31.131	1:56.543	P
1	31.512	35.559	24.482	33.505	2:05.058	P	2	25.902	32.456	21.015	28.925	1:48.298	248
2	27.963	33.555	22.241	32.086	1:55.845	233	3	25.457	30.534	20.459	29.981	1:46.431	248
3	27.709	33.251	22.287	31.874	1:55.121	238	4	25.173	30.097	20.225	28.703	1:44.198	248
4	27.565	32.897	22.429	31.734	1:54.625	238	5	25.256	30.192	20.248	28.890	1:44.586	248
3A Matt MAVER (26th)							32 Keith MULCAHY (30th)						
1	32.230	36.360	24.671	31.722	2:04.983	P	1	32.744	34.999	23.213	31.758	2:02.714	P
2	28.238	34.664	22.837	32.245	1:57.984	219	2	31.592	1:18.320			1:49.912	191
3	27.614	33.671	21.904	31.158	1:54.347	229	3	29.840	33.410	22.625	31.078	1:56.953	P
4	27.728	32.926	21.949	30.683	1:53.286	225	33 Jack FAVELLE (20th)						
5	26.986	32.595	21.649	30.636	1:51.866	230	1	29.514	34.659	22.916	31.909	1:58.998	P
8A Marcus DELANEY (22th)							2	27.100	33.590	21.897	30.978	1:53.565	243
1	31.501	36.721	25.621	31.385	2:05.228	P	3	26.225	32.920	21.413	30.255	1:50.813	246
2	27.490	33.289	22.448	30.024	1:53.251	245	4	25.856	31.473	20.644	29.971	1:47.944	247
3	26.735	32.187	21.558	29.829	1:50.309	250	5	25.819	31.064	20.909	29.849	1:47.641	247
4	27.210	32.105	21.639	29.649	1:50.603	212	6	26.820	30.849	20.151	29.452	1:47.272	243
5	26.776	33.344	21.808	30.479	1:52.407	244	34 Jiabin ZHANG (33th)						
6	26.222	31.707	21.329	29.586	1:48.844	251	1	40.363	41.251	27.917	36.528	2:26.059	P
8B Charles HOLDING (18th)							2	30.495	38.439	25.221	34.995	2:09.150	227
1	31.974	35.038	23.334	32.150	2:02.496	P	3	29.356	36.789	25.122	33.684	2:04.951	223
2	27.679	32.734	21.181	30.583	1:52.177	236	4	29.790	36.539	25.081	37.060	2:08.470	200
3	26.642	32.612	21.053	30.277	1:50.584	244	5	29.982	36.832	25.256	33.226	2:05.296	226
4	26.051	30.766	20.320	29.194	1:46.331	242	37 Michael EDWARDS (19th)						
5	25.894	31.516	20.845	29.495	1:47.750	247	1	31.973	36.364	25.500	30.679	2:04.516	P
10 Noel MAHON (11th)							2	27.212	33.474	22.423	30.112	1:53.221	238
1	31.159	34.701	22.475	29.899	1:58.234	P	3	26.507	32.228	21.504	29.456	1:49.695	244
2	26.633	31.794	22.303	29.208	1:49.938	241	4	26.090	31.483	21.261	30.994	1:49.828	239
3	25.659	30.922	20.058	28.827	1:45.466	238	5	25.696	31.302	20.588	29.708	1:47.294	241
4	25.151	30.604	19.812	28.908	1:44.475	238	6	26.258	31.404	20.402	29.009	1:47.073	239
5	25.263	30.556	20.680	29.046	1:45.545	239	39 Scott NICHOLSON (4th)						
6	25.095	30.365	19.747	28.521	1:43.728	240	1	29.487	33.565	22.627	30.692	1:56.371	P
21 Tarbon WALKER (16th)							2	25.599	31.926	21.214	28.953	1:47.692	245
1	35.517	5:07.106			5:42.623	P	3	25.123	30.308	20.074	28.159	1:43.664	252
2	30.501	31.320	21.609	29.527	1:52.957	P	4	24.582	30.866	20.278	29.065	1:44.791	255
3	26.000	31.170	20.260	28.391	1:45.821	241	5	24.534	29.947	19.845	27.890	1:42.216	252
31 John QUINN (13th)							6	24.425	30.019	19.829	28.069	1:42.342	253


Scott Laing
Chief Timekeeper - Scott Laing

Tony Bolin
Clerk of Course - Tony Bolin



COMPUTIME RACE TIMING SYSTEMS PTY LTD
www.computime.com.au

E-mail: scott@computime.com.au / Ph: 0418 17 13 17





Round 3 - Phillip Island GP Circuit - September 3 & 4
SUPERSPORT

Qualifying 2

Date: 03/09/22
Event: Q11
Weather: Mostly cloudy - Temp: 13.0C
Track: Almost dry - Temp: 14.2C


Started at: 12:07:56
Laps: 10 Min
Starters: 34
Printed at: 12:29

PROVISIONAL SPLIT TIMES

Lap	Split 1	Split 2	Split 3	Split 4	Lap Time	Spd	Lap	Split 1	Split 2	Split 3	Split 4	Lap Time	Spd
42 Jack PASSFIELD (2nd)							1	28.484	32.811	22.206	30.474	1:53.975	P
1	29.296	34.351	22.218	29.830	1:55.695	P	2	25.653	31.212	20.427	28.353	1:45.645	245
2	24.847	30.015	20.153	28.374	1:43.389	249	3	24.758	29.817	19.992	28.325	1:42.892	248
3	24.566	30.433	<u>19.448</u>	28.150	1:42.597	252	4	<u>24.635</u>	<u>29.755</u>	19.874	28.176	<u>1:42.440</u>	251
4	<u>24.158</u>	<u>29.717</u>	19.518	<u>28.149</u>	<u>1:41.542</u>	252	5	24.723	1:38.681			2:03.404	251
							6	28.257	30.276	<u>19.659</u>	<u>27.954</u>	1:46.146	P
44 Thomas BRAMICH (6th)							76 Paul VAN DER HEIDEN (25th)						
1	30.965	34.514	24.756	3:08.032	4:38.267	P	1	33.679	36.686	24.415	32.190	2:06.970	P
2					<u>1:42.666</u>		2	28.127	34.155	22.815	31.478	1:56.575	225
3					2:36.461		3	27.583	34.163	22.330	31.216	1:55.292	235
4	<u>26.965</u>	<u>31.315</u>	<u>21.004</u>	<u>28.451</u>	1:47.735	P	4	27.551	33.398	21.668	31.053	1:53.670	224
44A William SHARROCK (10th)							5	<u>26.799</u>	<u>32.395</u>	<u>21.170</u>	<u>30.251</u>	<u>1:50.615</u>	238
1	29.613	33.978	22.465	30.373	1:56.429	P	80 David BARTELS (27th)						
2	26.699	32.316	21.168	29.145	1:49.328	235	1	32.148	35.690	24.302	32.731	2:04.871	P
3	25.757	30.986	20.305	28.983	1:46.031	239	2	28.814	34.615	23.597	31.673	1:58.699	236
4	25.470	30.787	20.275	28.758	1:45.290	244	3	28.399	33.434	22.354	31.785	1:55.972	235
5	<u>25.135</u>	30.405	20.168	28.926	1:44.634	249	4	28.938	33.321	22.226	31.345	1:55.830	216
6	25.374	<u>30.156</u>	<u>19.720</u>	<u>28.420</u>	<u>1:43.670</u>	250	5	<u>27.836</u>	<u>32.817</u>	<u>22.205</u>	<u>31.313</u>	<u>1:54.171</u>	238
52 Mitchell HAWKSLEY (24th)							83 Nathan HILLMAN (28th)						
1	33.241	36.668	24.219	33.222	2:07.350	P	1	34.307	36.070	23.911	33.323	2:07.611	P
2	28.663	35.460	24.070	2:09.074	3:37.267	239	2	29.685	35.293	23.383	32.586	2:00.947	216
3	34.133	33.136	22.474	30.541	2:00.284	P	3	29.737	34.037	23.106	31.646	1:58.526	205
4	<u>26.778</u>	<u>31.698</u>	<u>21.832</u>	<u>29.977</u>	<u>1:50.285</u>	250	4	27.946	<u>33.530</u>	23.049	31.821	1:56.346	217
54 Brendan WILSON (9th)							5	<u>27.598</u>	33.770	<u>22.265</u>	<u>30.948</u>	<u>1:54.581</u>	231
1	30.420	36.111	23.464	30.765	2:00.760	P	85 Ty LYNCH (1st)						
2	27.322	32.923	20.944	29.213	1:50.402	224	1	28.213	31.502	21.274	1:59.481	3:20.470	P
3	26.028	30.178	20.023	28.558	1:44.787	239	2	26.637	29.550	19.804	27.615	1:43.606	P
4	25.909	30.043	20.121	28.583	1:44.656	242	3	24.053	28.895	18.874	28.061	1:39.883	260
5	25.307	30.342	<u>19.754</u>	<u>28.408</u>	1:43.811	244	4	24.720	53.714	19.402	27.983	2:05.819	251
6	<u>24.862</u>	<u>29.937</u>	20.027	28.553	<u>1:43.379</u>	246	5	<u>23.895</u>	<u>28.839</u>	<u>18.850</u>	<u>27.573</u>	<u>1:39.157</u>	249
70 Christopher GILBEE (21th)							86 Dallas SKEER (3rd)						
1	31.620	35.454	23.593	31.174	2:01.841	P	1	29.220	33.661	22.804	30.161	1:55.846	P
2	27.436	33.549	21.479	30.194	1:52.658	236	2	25.999	31.913	21.099	28.740	1:47.751	247
3	26.391	31.994	20.762	30.412	1:49.559	239	3	24.673	29.786	19.910	28.424	1:42.793	256
4	25.904	31.867	20.847	29.730	1:48.348	240	4	24.578	29.900	20.366	28.364	1:43.208	251
5	<u>25.836</u>	<u>31.601</u>	<u>20.442</u>	<u>29.525</u>	<u>1:47.404</u>	241	5	24.496	<u>29.552</u>	<u>19.631</u>	<u>28.119</u>	<u>1:41.798</u>	251
74 Timothy LARGE (5th)							6	<u>24.373</u>	30.248	19.915	28.519	1:43.055	251


Scott Laing
Chief Timekeeper - Scott Laing

Tony Bolin
Clerk of Course - Tony Bolin



COMPUTIME RACE TIMING SYSTEMS PTY LTD
www.computime.com.au

E-mail: scott@computime.com.au / Ph: 0418 17 13 17





Round 3 - Phillip Island GP Circuit - September 3 & 4
SUPERSPORT

Qualifying 2

Date: 03/09/22
Event: Q11
Weather: Mostly cloudy - Temp: 13.0C
Track: Almost dry - Temp: 14.2C

Started at: 12:07:56
Laps: 10 Min
Starters: 34
Printed at: 12:29


PROVISIONAL SPLIT TIMES

Lap	Split 1	Split 2	Split 3	Split 4	Lap Time	Spd	Lap	Split 1	Split 2	Split 3	Split 4	Lap Time	Spd
87 Brad GORRIE (32th)							95 Harley SIDE (8th)						
1	32.624	39.662	26.296	35.131	2:13.713 P		1	28.412	32.945	22.268	30.262	1:53.887 P	
2	29.062	37.013	23.296	32.678	2:02.049	182	2	25.728	31.281	20.678	29.110	1:46.797	251
3	28.766	35.986	22.963	<u>32.297</u>	2:00.012	208	3	25.355	30.624	20.081	29.003	1:45.063	249
4	<u>28.291</u>	35.795	23.374	32.344	1:59.804	205	4	<u>24.887</u>	29.824	<u>19.738</u>	28.916	1:43.365	251
5	28.417	<u>35.629</u>	<u>22.241</u>	33.208	<u>1:59.495</u>	216	5	25.034	<u>29.646</u>	19.815	28.844	<u>1:43.339</u>	251
							6	25.330	30.685	20.209	<u>28.665</u>	1:44.889	252
88 Luke SANDERS (12th)							99 Morgan MCLAREN-WOOD (17th)						
1	28.716	32.960	22.469	30.984	1:55.129 P		1	28.070	31.659	22.126	30.057	1:51.912 P	
2	26.155	32.333	21.407	29.679	1:49.574	251	2	<u>25.708</u>	31.350	20.668	29.545	1:47.271	242
3	25.439	30.430	20.605	29.096	1:45.570	249	3	25.953	31.697	20.402	29.838	1:47.890	224
4	<u>25.123</u>	30.801	20.837	29.341	1:46.102	256	4	25.919	31.226	21.136	29.286	1:47.567	244
5	25.165	<u>30.060</u>	<u>20.131</u>	<u>28.680</u>	<u>1:44.036</u>	254	5	26.037	<u>30.861</u>	<u>20.071</u>	<u>28.865</u>	<u>1:45.834</u>	243
88v Dean OUGHTRED (7th)							212 Luca DURNING (15th)						
1	30.802	34.871	24.674	31.662	2:02.009 P		1	29.749	32.273	22.808	30.742	1:55.572 P	
2	25.982	52.316	34.257	30.476	2:23.031	251	2	25.900	31.172	20.956	31.339	1:49.367	252
3	25.474	30.529	19.921	28.770	1:44.694	251	3	25.593	30.972	21.096	<u>29.174</u>	1:46.835	252
4	26.150	59.919	20.772	29.131	2:15.972	247	4	25.587	30.243	<u>20.299</u>	29.313	1:45.442	248
5	<u>24.860</u>	<u>30.004</u>	<u>19.813</u>	<u>28.459</u>	<u>1:43.136</u>	251	5	<u>24.798</u>	<u>29.909</u>	20.553	29.332	<u>1:44.592</u>	253
90 Libero BELLETTI (23th)							220 Declan CARBERRY (14th)						
1	31.320	35.209	22.983	31.391	2:00.903 P		1	31.339	34.592	22.785	31.044	1:59.760 P	
2	28.053	33.277	21.425	32.379	1:55.134	226	2	26.551	32.036	20.892	31.086	1:50.565	254
3	27.424	32.631	<u>21.140</u>	30.249	1:51.444	232	3	26.552	30.919	20.335	29.402	1:47.208	243
4	26.751	<u>31.685</u>	21.243	30.184	1:49.863	240	4	25.595	30.972	20.175	28.946	1:45.688	248
5	<u>26.455</u>	32.064	21.156	<u>29.956</u>	<u>1:49.631</u>	243	5	25.333	<u>30.341</u>	<u>19.935</u>	<u>28.802</u>	<u>1:44.411</u>	252
							6	<u>25.205</u>	30.453	20.029	28.968	1:44.655	251
90A Shane IRWIN (31th)													
1	37.764	38.528	24.389	34.620	2:15.301 P								
2	29.613	34.853	22.919	31.481	1:58.866	210							
3	29.243	<u>33.894</u>	<u>22.915</u>	31.806	1:57.858	196							
4	<u>28.635</u>	34.640	23.089	<u>31.430</u>	<u>1:57.794</u>	225							

The results are provisional until the end of the time limit for protests and appeals.


Scott Laing
Chief Timekeeper - Scott Laing

Tony Bolin
Clerk of Course - Tony Bolin



COMPUTIME RACE TIMING SYSTEMS PTY LTD
www.computime.com.au

E-mail: scott@computime.com.au / Ph: 0418 17 13 17





Round 3 - Phillip Island GP Circuit - September 3 & 4
SUPERSPORT

Qualifying 2

Date: 03/09/22
 Event: Q11
 Weather: Mostly cloudy - Temp: 13.0C
 Track: Almost dry - Temp: 14.2C

Started at: 12:07:56
 Laps: 10 Min
 Starters: 34
 Printed at: 12:29


PROVISIONAL FASTEST LAPS SEQUENCE

Race Time	No	Name	Machine	Fastest Lap	On Lap
1:59.529	74	Timothy LARGE	Yamaha R6 600	1:53.975	1
1:59.886	95	Harley SIDE	Yamaha R6 600	1:53.887	1
3:45.174	74	Timothy LARGE	Yamaha R6 600	1:45.645	2
5:23.031	85	Ty LYNCH	Yamaha R6 600	1:43.606	2
5:28.066	74	Timothy LARGE	Yamaha R6 600	1:42.892	3
6:08.884	86	Dallas SKEER	Yamaha R6 600	1:42.793	3
7:02.914	85	Ty LYNCH	Yamaha R6 600	1:39.883	3
10:47.890	85	Ty LYNCH	Yamaha R6 600	1:39.157	5

The results are provisional until the end of the time limit for protests and appeals.


Scott Laing
 Chief Timekeeper - Scott Laing

Tony Bolin
 Clerk of Course - Tony Bolin



COMPUTIME RACE TIMING SYSTEMS PTY LTD
www.computime.com.au

E-mail: scott@computime.com.au / Ph: 0418 17 13 17





Round 3 - Phillip Island GP Circuit - September 3 & 4

SUPERSPORT

Qualifying 2

Date: 03/09/22
 Event: Q11
 Weather: Mostly cloudy - Temp: 13.0C
 Track: Almost dry - Temp: 14.2C

Started at: 12:07:56
 Laps: 10 Min
 Starters: 34
 Printed at: 12:29


PROVISIONAL BEST PARTIAL TIMES

Pos	Split 1		Split 2		Split 3		Split 4		LAP		Ideal	Fastest
	Name	Time	Name	Time	Name	Time	Name	Time	Name	Time		
1	T. LYNCH	23.895	T. LYNCH	28.839	T. LYNCH	18.850	T. LYNCH	27.573	T. LYNCH	1:39.157	1:39.157	
2	J. PASSFIELD	24.158	D. SKEER	29.552	J. PASSFIELD	19.448	S. NICHOLSO	27.890	J. PASSFIELD	1:41.472	1:41.542	
3	D. SKEER	24.373	H. SIDE	29.646	D. SKEER	19.631	T. LARGE	27.954	D. SKEER	1:41.675	1:41.798	
4	S. NICHOLSO	24.425	J. PASSFIELD	29.717	T. LARGE	19.659	D. SKEER	28.119	T. LARGE	1:42.003	1:42.440	
5	T. LARGE	24.635	T. LARGE	29.755	W. SHARROC	19.720	J. PASSFIELD	28.149	S. NICHOLSO	1:42.091	1:42.216	
6	L. DURNING	24.798	L. DURNING	29.909	H. SIDE	19.738	T. WALKER	28.391	T. BRAMICH	1:42.666	1:42.666	
7	D. OUGHTRE	24.860	B. WILSON	29.937	N. MAHON	19.747	B. WILSON	28.408	H. SIDE	1:42.936	1:43.339	
8	B. WILSON	24.862	S. NICHOLSO	29.947	B. WILSON	19.754	W. SHARROC	28.420	B. WILSON	1:42.961	1:43.379	
9	H. SIDE	24.887	D. OUGHTRE	30.004	D. OUGHTRE	19.813	T. BRAMICH	28.451	D. OUGHTRE	1:43.136	1:43.136	
10	N. MAHON	25.095	L. SANDERS	30.060	S. NICHOLSO	19.829	D. OUGHTRE	28.459	W. SHARROC	1:43.431	1:43.670	
11	L. SANDERS	25.123	J. QUINN	30.097	D. CARBERRY	19.935	N. MAHON	28.521	N. MAHON	1:43.728	1:43.728	
12	W. SHARROC	25.135	W. SHARROC	30.156	M. MCLAREN-	20.071	H. SIDE	28.665	L. SANDERS	1:43.994	1:44.036	
13	J. QUINN	25.173	D. CARBERRY	30.341	L. SANDERS	20.131	L. SANDERS	28.680	L. DURNING	1:44.180	1:44.592	
14	D. CARBERRY	25.205	N. MAHON	30.365	J. FAVELLE	20.151	J. QUINN	28.703	J. QUINN	1:44.198	1:44.198	
15	M. EDWARDS	25.696	C. HOLDING	30.766	J. QUINN	20.225	D. CARBERRY	28.802	D. CARBERR	1:44.283	1:44.411	
16	M. MCLAREN-	25.708	J. FAVELLE	30.849	T. WALKER	20.260	M. MCLAREN-	28.865	M. MCLAREN-	1:45.505	1:45.834	
17	J. FAVELLE	25.819	M. MCLAREN-	30.861	L. DURNING	20.299	M. EDWARDS	29.009	T. WALKER	1:45.821	1:45.821	
18	C. GILBEE	25.836	T. WALKER	31.170	C. HOLDING	20.320	L. DURNING	29.174	C. HOLDING	1:46.174	1:46.331	
19	C. HOLDING	25.894	M. EDWARDS	31.302	M. EDWARDS	20.402	C. HOLDING	29.194	J. FAVELLE	1:46.271	1:47.272	
20	T. WALKER	26.000	T. BRAMICH	31.315	C. GILBEE	20.442	J. FAVELLE	29.452	M. EDWARDS	1:46.409	1:47.073	
21	M. DELANEY	26.222	C. GILBEE	31.601	T. BRAMICH	21.004	C. GILBEE	29.525	C. GILBEE	1:47.404	1:47.404	
22	L. BELLETTI	26.455	L. BELLETTI	31.685	L. BELLETTI	21.140	M. DELANEY	29.586	M. DELANEY	1:48.844	1:48.844	
23	M. HAWKSLE	26.778	M. HAWKSLE	31.698	P. VAN DER H	21.170	L. BELLETTI	29.956	L. BELLETTI	1:49.236	1:49.631	
24	P. VAN DER H	26.799	M. DELANEY	31.707	M. DELANEY	21.329	M. HAWKSLE	29.977	M. HAWKSLE	1:50.285	1:50.285	
25	T. BRAMICH	26.965	P. VAN DER H	32.395	M. MAVER	21.649	P. VAN DER H	30.251	P. VAN DER H	1:50.615	1:50.615	
26	M. MAVER	26.986	M. MAVER	32.595	M. HAWKSLE	21.832	M. MAVER	30.636	M. MAVER	1:51.866	1:51.866	
27	S. O'BRIEN	27.565	D. BARTELS	32.817	D. BARTELS	22.205	N. HILLMAN	30.948	D. BARTELS	1:54.171	1:54.171	
28	N. HILLMAN	27.598	S. O'BRIEN	32.897	S. O'BRIEN	22.241	K. MULCAHY	31.078	N. HILLMAN	1:54.341	1:54.581	
29	D. BARTELS	27.836	K. MULCAHY	33.410	B. GORRIE	22.241	D. BARTELS	31.313	S. O'BRIEN	1:54.437	1:54.625	
30	B. GORRIE	28.291	N. HILLMAN	33.530	N. HILLMAN	22.265	S. IRWIN	31.430	S. IRWIN	1:56.874	1:57.794	
31	S. IRWIN	28.635	S. IRWIN	33.894	K. MULCAHY	22.625	S. O'BRIEN	31.734	K. MULCAHY	1:56.953	1:56.953	
32	J. ZHANG	29.356	B. GORRIE	35.629	S. IRWIN	22.915	B. GORRIE	32.297	B. GORRIE	1:58.458	1:59.495	
33	K. MULCAHY	29.840	J. ZHANG	36.539	J. ZHANG	25.081	J. ZHANG	33.226	J. ZHANG	2:04.202	2:04.951	

The results are provisional until the end of the time limit for protests and appeals.


Scott Laing
 Chief Timekeeper - Scott Laing

Tony Bolin
 Clerk of Course - Tony Bolin



COMPUTIME RACE TIMING SYSTEMS PTY LTD
www.computime.com.au

E-mail: scott@computime.com.au / Ph: 0418 17 13 17





Round 3 - Phillip Island GP Circuit - September 3 & 4
SUPERSPORT
Overall Qualifying

PROVISIONAL MERGED CLASSIFICATION


Date: 03/09/22

Printed at: 12:29

Pos	No	Name	Class	Machine	Event Q02	Event Q11	Fastest Lap
1	85	Ty LYNCH / 727 Moto Racing	A	Yamaha R6 600	1:51.105	1:39.157	1:39.157
2	42	Jack PASSFIELD / Stay Upright Rider Training / MCC Security / GASD Suspension / Dmoto / KYT	A	Yamaha R6 600		1:41.542	1:41.542
3	86	Dallas SKEER / YRD / Penrite Oils / Stefs Transport / Pirelli / Trident Tyre Centre / MSA	A	Yamaha R6 600	2:00.364	1:41.798	1:41.798
4	39	Scott NICHOLSON / Traction Control M-sport / G. Williams Motorcycle Eng. / RST Moto/ KYT	A	Yamaha R6 600	1:54.194	1:42.216	1:42.216
5	74	Timothy LARGE / Race Center / The Grinning Dingo	A	Yamaha R6 600	1:56.076	1:42.440	1:42.440
6	44	Thomas BRAMICH / Apex / The Bare Bird / Carl Cox Motorsport / Nolan / Ricondi / Fusport	A	Yamaha R6		1:42.666	1:42.666
7	88v	Dean OUGHTRED / Dynoverks	C	Yamaha R6 600		1:43.136	1:43.136
8	95	Harley SIDE / Race Center / Peter Stevens / The Grinning Dingo	B	Yamaha R6 600	2:00.000	1:43.339	1:43.339
9	54	Brendan WILSON / Stainless Steel Projects / Barrys Tea / Up Cork	A	Yamaha R6 600		1:43.379	1:43.379
10	44A	William SHARROCK / Windspark Oz / Race Center / Metcher Motorsport	A	Yamaha R6 600	2:09.757	1:43.670	1:43.670
11	10	Noel MAHON / IRT Motorsports / RS Pipe & Civil / Quinn Mechanical / Ricondi / MotoGo	B	Yamaha R6 600	1:54.507	1:43.728	1:43.728
12	88	Luke SANDERS / Race Center / Snoop Media	A	Yamaha R6 600	2:03.822	1:44.036	1:44.036
13	31	John QUINN / IRT M-sport / SC Project Oceania / Ricondi / Quinn Mechanical Services	B	Yamaha R6 600	2:02.215	1:44.198	1:44.198
14	220	Declan CARBERRY / JC Performance / Webb Plastics / Nightmare Designs / Underground Designs	A	Suzuki GSXR 600	1:57.377	1:44.411	1:44.411
15	212	Luca DURNING / The Dentists / Addicted to Track	A	Yamaha R6 599	2:08.615	1:44.592	1:44.592
16	21	Tarbon WALKER	A	Yamaha R6 600		1:45.821	1:45.821
17	99	Morgan MCLAREN-WOOD / Addicted to Track	A	Yamaha R6 600	1:55.621	1:45.834	1:45.834
18	8B	Charles HOLDING	A	Yamaha R6 600		1:46.331	1:46.331
19	37	Michael EDWARDS / Northstar Yamaha / Addicted To Track	A	Yamaha R6 600		1:47.073	1:47.073
20	33	Jack FAVELLE / MotoCity	A	Kawasaki ZX6R 600	1:58.161	1:47.272	1:47.272
21	70	Christopher GILBEE / Coastal Built Homes	C	Kawasaki ZX6R 600	2:08.598	1:47.404	1:47.404
22	8A	Marcus DELANEY / Horizon Motorcycles / Delaney & Co.	A	Yamaha R6 600		1:48.844	1:48.844
23	90	Libero BELLETTI	A	Yamaha R6 600	2:10.049	1:49.631	1:49.631
24	52	Mitchell HAWKSLEY / Webb Racing / Launceston Environmental Serv. / Engine Reco & Parts	A	Honda CBR 600	2:22.767	1:50.285	1:50.285
25	76	Paul VAN DER HEIDEN / Moto Adelaide	A	Suzuki GSXR 600	2:08.809	1:50.615	1:50.615
26	3A	Matt MAVER / Airfit Air Conditioning	C	Yamaha R6 600	2:25.563	1:51.866	1:51.866
27	80	David BARTELS / Motorcycle City / Castings Tasmania / BVZ Designs	A	Honda CBR 600		1:54.171	1:54.171
28	83	Nathan HILLMAN / Pheonix Car Rentals	C	Triumph Dayt. 675		1:54.581	1:54.581
29	3	Shane O'BRIEN	C	Yamaha R6 600		1:54.625	1:54.625


Scott Laing
 Chief Timekeeper - Scott Laing

Tony Bolin
 Clerk of Course - Tony Bolin



COMPUTIME RACE TIMING SYSTEMS PTY LTD
www.computime.com.au

E-mail: scott@computime.com.au / Ph: 0418 17 13 17





Round 3 - Phillip Island GP Circuit - September 3 & 4
SUPERSPORT
Overall Qualifying

PROVISIONAL MERGED CLASSIFICATION

Date: 03/09/22


Printed at: 12:29

Pos	No	Name	Class	Machine	Event Q02	Event Q11	Fastest Lap
30	32	Keith MULCAHY	A	Kawasaki ZX6R 600		1:56.953	1:56.953
31	90A	Shane IRWIN / Moto Products / Alupalite Racing / Mild Obsession	A	Yamaha R6 600		1:57.794	1:57.794
32	87	Brad GORRIE	C	Honda CBR 600		1:59.495	1:59.495
33	34	Jiabin ZHANG	A	Honda CBR 599	2:16.905	2:04.951	2:04.951
34	75	Timothy HUNT / Assetnote	A	Triumph Dayt. 675	2:08.618		2:08.618

The results are provisional until the end of the time limit for protests and appeals.


Scott Laing
 Chief Timekeeper - Scott Laing

Tony Bolin
 Clerk of Course - Tony Bolin



COMPUTIME RACE TIMING SYSTEMS PTY LTD
www.computime.com.au

E-mail: scott@computime.com.au / Ph: 0418 17 13 17





Round 3 - Phillip Island GP Circuit - September 3 & 4
SUPERSPORT
EVENTS 4, 23, & 29

PROVISIONAL MERGED GRID SHEET

Date: 03/09/22

Printed at: 12:29



1	85 1 T. LYNCH 1:39.157	42 2 J. PASSFIELD 1:41.542	86 3 D. SKEER 1:41.798
2	39 4 S. NICHOLSON 1:42.216	74 5 T. LARGE 1:42.440	44 6 T. BRAMICH 1:42.666
3	88v 7 D. OUGHTRED 1:43.136	95 8 H. SIDE 1:43.339	54 9 B. WILSON 1:43.379
4	44A 10 W. SHARROC 1:43.670	10 11 N. MAHON 1:43.728	88 12 L. SANDERS 1:44.036
5	31 13 J. QUINN 1:44.198	220 14 D. CARBERRY 1:44.411	212 15 L. DURNING 1:44.592
6	21 16 T. WALKER 1:45.821	99 17 M. MCLAREN-W 1:45.834	8B 18 C. HOLDING 1:46.331
7	37 19 M. EDWARDS 1:47.073	33 20 J. FAVELLE 1:47.272	70 21 C. GILBEE 1:47.404
8	8A 22 M. DELANEY 1:48.844	90 23 L. BELLETTI 1:49.631	52 24 M. HAWKSLEY 1:50.285
9	76 25 P. VAN DER HEI 1:50.615	3A 26 M. MAVER 1:51.866	80 27 D. BARTELS 1:54.171
10	83 28 N. HILLMAN 1:54.581	3 29 S. O'BRIEN 1:54.625	32 30 K. MULCAHY 1:56.953
11	90A 31 S. IRWIN 1:57.794	87 32 B. GORRIE 1:59.495	34 33 J. ZHANG 2:04.951
12	75 34 T. HUNT 2:08.618		



Round 3 - Phillip Island GP Circuit - September 3 & 4
SUPERSPORT
EVENTS 4, 23, & 29

PROVISIONAL MERGED GRID SHEET

Date: 03/09/22

Printed at: 12:30

			34 75 T. HUNT 2:08.618		12
	33 34 J. ZHANG 2:04.951		32 87 B. GORRIE 1:59.495		31 90A S. IRWIN 1:57.794
30 32 K. MULCAHY 1:56.953		29 3 S. O'BRIEN 1:54.625		28 83 N. HILLMAN 1:54.581	10
	27 80 D. BARTELS 1:54.171		26 3A M. MAVER 1:51.866		25 76 P. VAN DER HEI 1:50.615
24 52 M. HAWKSLEY 1:50.285		23 90 L. BELLETTI 1:49.631		22 8A M. DELANEY 1:48.844	8
	21 70 C. GILBEE 1:47.404		20 33 J. FAVELLE 1:47.272		19 37 M. EDWARDS 1:47.073
18 8B C. HOLDING 1:46.331		17 99 M. MCLAREN-W 1:45.834		16 21 T. WALKER 1:45.821	6
	15 212 L. DURNING 1:44.592		14 220 D. CARBERRY 1:44.411		13 31 J. QUINN 1:44.198
12 88 L. SANDERS 1:44.036		11 10 N. MAHON 1:43.728		10 44A W. SHARROC 1:43.670	4
	9 54 B. WILSON 1:43.379		8 95 H. SIDE 1:43.339		7 88v D. OUGHTRED 1:43.136
6 44 T. BRAMICH 1:42.666		5 74 T. LARGE 1:42.440		4 39 S. NICHOLSON 1:42.216	2
	3 86 D. SKEER 1:41.798		2 42 J. PASSFIELD 1:41.542		1 85 T. LYNCH 1:39.157

